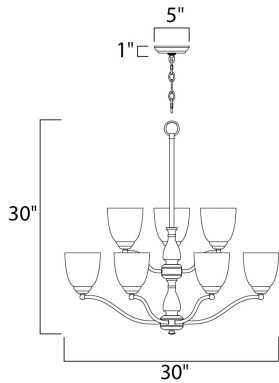




PRODUCT DESCRIPTION

A transitional look that works in a broad range of interiors featuring metal frames finished in either Oiled Rubbed Bronze for the traditional home or Satin Nickel for a more contemporary look. Simple Frost glass shades compliment the overall design.





MEASUREMENTS

DIMENSION : 30" L x 30" W x 30" H
 HANGING WEIGHT : 16.5 lb

LAMPING

INPUT VOLTAGE : 120V
 BULB : 9 x 60W Incandescent E26 Medium , 540W Total
 BULB INCLUDED : (Not Included)
 DIMMABLE : Yes

FINISHES OPTION

-  Black (BK)
-  Oil Rubbed Bronze (OI)
-  Satin Nickel (SN)

GLASS

Frosted FT

MATERIAL

Steel, Glass

RATINGS

cULus
 Dry Location



ADDITIONAL

ADJUSTABLE
 OPERATING TEMPERATURE:
 -20°C (-4°F), 40°C (104°F)

Always consult a qualified electrician before installing any lighting product.



WESTERN DISTRIBUTION CENTER (HEADQUARTER)
 253 NORTH VINELAND AVE | CITY OF INDUSTRY, CA 91746

EASTERN DISTRIBUTION CENTER
 101 GARDNER PARK | PEACHTREE CITY, GA 30269

P. 626.956.4200 | F. 626.956.4225 | maximlighting.com